

SYRINGS



# FOCUS100

User manual **EN**

用户手册 **CN**

## **GERMANY**

Hans-Thomann-Str.1

96138 Burgebrach

Germany

[www.syrincs.de](http://www.syrincs.de)

## **ASIA PACIFIC**

1601-02,16/F Seaview

Commercial building,21-24

Connaught Road West,

HongKong

[www.syrincs.hk](http://www.syrincs.hk)

# Table of contents

<b>1</b>	<b>General information about this manual</b>	<b>1</b>
<b>2</b>	<b>For your safety</b>	<b>2</b>
<b>3</b>	<b>Features</b>	<b>3</b>
<b>4</b>	<b>Installation</b>	<b>4</b>
<b>5</b>	<b>Technical specifications</b>	<b>6</b>
<b>6</b>	<b>Plug and connection assignment</b>	<b>7</b>
<b>7</b>	<b>Protecting the environment</b>	<b>8</b>

## 目錄

<b>1</b>	<b>本手册的一般信息</b>	<b>9</b>
<b>2</b>	<b>安全</b>	<b>10</b>
<b>3</b>	<b>特性</b>	<b>11</b>
<b>4</b>	<b>安裝</b>	<b>12</b>
<b>5</b>	<b>技術規格</b>	<b>13</b>
<b>6</b>	<b>插頭和連接</b>	<b>14</b>
<b>7</b>	<b>環境保護</b>	<b>15</b>

# 1 General information about this manual

This user manual contains important instructions for the safe operation of the unit. Read and follow the safety instructions and all other instructions. Keep the manual for future reference. Make sure that it is available to all those using the device. If you sell the unit, please make sure that the buyer also receives this manual.



Our products are subject to a process of continuous development. Thus, they are subject to change.

## Signal words used

All precautions in this manual are clearly highlighted. The following signal words are used for precautions:

DANGER	This warns of dangers that can result in severe injuries or death if the instructions are not followed.
WARNING	This warns of dangers that can result in severe injuries or death and/or cause considerable material damage if the instructions are not followed.
CAUTION	This warns of dangers that can result in reversible injuries and/or considerable material damage if the instructions are not followed.
NOTICE	This warns of dangers that can result to faults during operation and/or considerable material damage. Environmental damage may also occur if the instructions are not followed.

## Symbols used

		
General warning of a dangerous location	Warning of suspended load	Notice

## 2 For your safety

### Intended use

This device is designed as a PA system. Use the device only as described in this user manual. Any other use under other operating conditions is considered to be improper and may result in personal injury or property damage. No liability will be assumed for damages resulting from improper use.

This device may be used only by persons with sufficient physical, sensorial, and intellectual abilities and having corresponding knowledge and experience. Other persons are allowed to use this device only if they are supervised or instructed by a person who is responsible for their safety.

### Safety instructions

---



#### **DANGER**

#### **Danger for children**

Ensure that plastic bags, packaging, etc. are properly disposed of and are not in the reach of babies and young children. Choking hazard!

- Ensure that children do not detach any small parts (e.g. knobs or the like) from the product. They could swallow the pieces and choke!
- Never let children play unattended with the electrical devices.



#### **CAUTION**

#### **Possible hearing damage**

The device can produce volume levels that may cause temporary or permanent hearing impairment. Over an extended period of time, even levels that seem to be uncritical can cause hearing damage.

- Decrease the volume level immediately if you experience ringing in your ears or hearing impairment. If this is not possible, keep a greater distance or use sufficient ear protectors.



#### **NOTICE**

#### **Operating conditions**

This device has been designed for indoor use only.


- To prevent damage, never expose the device to any liquid or moisture. Avoid direct sunlight, heavy dirt, and strong vibrations.
-

### 3 Features

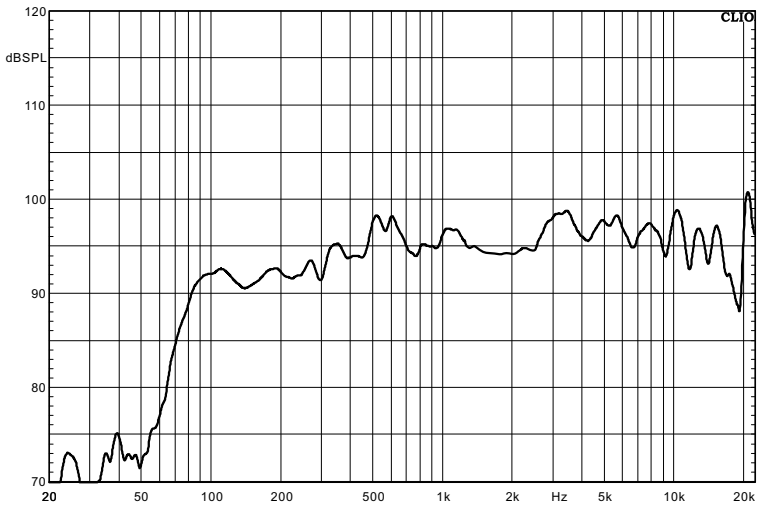
Feature of two way full range passive speaker :

This is two way full range reflex cabinet speaker with

Computer simulation design.



#### Frequency response FOCUS100



## 4 Installation

Unpack the device and check carefully that there is no transportation damage before using the unit. Keep the equipment packaging. To fully protect the product against vibration, dust and moisture during transportation or storage use the original packaging or your own packaging material suitable for transport or storage, respectively.

Create all connections while the device is off. Use the shortest possible high-quality cables for all connections.



**WARNING**

### **Risk of injury caused by falling objects**

Make sure that the installation complies with the standards and rules that apply in your country. Always secure the device with a secondary safety attachment, such as a safety cable or a safety chain.



**NOTICE**

### **Possible property damage by magnetic fields**

Loudspeakers produce a static magnetic field

→ Therefore maintain an appropriate distance to devices that can be adversely affected or damaged by an external magnetic field.



**NOTICE**

### **Use of stands**

→ When nounting the device onto a stand, ensure that the stand is in a safe and stable position and that the weight of the device does not exceed the maximum permissible load capacity of the stand.

We recommend you to set up the speakers in a way that their sound signals can reach the audience unobstructed. It will often be helpful to mount the speakers on tripods. Thus, the sound will be evenly spread with maximum range throughout the audience area.

Always use high grade cables to connect your equipment. Otherwise you won't reach maximum sound quality.

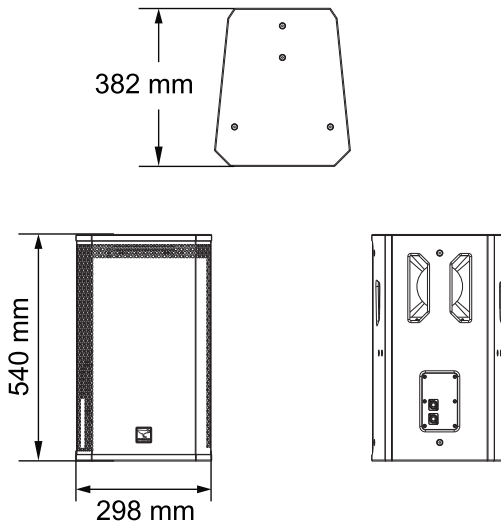
For optimum results both impedance and power rating of the speaker must match the requirements of the amplifier /input signal. Consider the technical specifications of the speakers connected, the overall impedance of the connected loudspeakers shall not be less than the minimum output impedance of the amp. The amps max, RMS output power should be 50% above the power handling capacity of the connected speakers.

If you notice distortion, the amp or the speaker is over loaded during operation. This may destroy permanently the amp or the speaker. Pls reduce the volume as soon as you notice distortion.



## 5 Technical specifications

Configuration	10" Woofer 1.75" compression driver
Power handling	300 W (RMS)
Sensitivity(1w/1m)	94dB
Impedance	8 Ω
Maximal sound pressure level	115dB (1m) 121 dB (peak)
Frequency range	65Hz -20kHz(-3dB)
Beam angle	H 130° × V 120°
Dimensions (W × H × D)	298mm×540mm×382mm
Weight	18.8kg



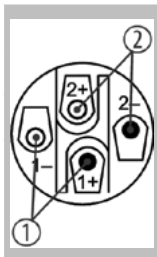
## 6 Plug and connection assignment

### Installation

This chapter will help you select the right cables and plugs to connect your valuable equipment in such a way that a perfect sound experience is ensured.

Please follow these tips, because special care is required when dealing with sound and light: Even if a plug fits into the socket, an incorrect connection may result in a destroyed power amp, a short circuit or just in poor transmission quality!

### NI4 connection

	1, +	Signal 1 (phasenrichtig)
	1, -	Signal 1 (phasenverkehrt)
	2, +	NC
	2, -	NC

## 7 Protecting the environment

### Packaging



For the packaging, environmentally friendly materials have been chosen that can be supplied to normal recycling. Ensure that plastic bags, packaging, etc. are properly disposed of.

Do not just dispose of these materials with your normal household waste, but make sure that they are collected for recycling. Please follow the notes and markings on the packaging.

### Disposal of your old device



This product is subject to the European Waste Electrical and Electronic Equipment Directive (WEEE) in its currently valid version. Do not dispose with your normal household waste.

Dispose of this device through an approved waste disposal firm or through your local waste facility. When discarding the device, comply with the rules and regulations that apply in your country. If in doubt, consult your local waste disposal facility.

## 1 本手册的一般信息

本用户手册包含有关本机安全操作的重要说明。阅读并遵守安全说明和所有其他说明。保存该手册供将来参考。确保它可供所有使用者使用装置。如果您出售本机，请确保买方也收到本手册。

我们的产品处于不断发展的过程。因此，他们可能会改变。

### 使用的信息词

本手册中的所有预防措施都清楚地突出显示。以下信号单词用于预防措施

危险	这警告如果未遵守说明可能导致严重伤害或死亡的危险
警告	如果不遵循说明，这警告可能导致严重伤害或死亡的危险和/或可能造成重大财产损失。
小心	如果不遵循说明，这警告可能导致可逆伤害或相当大的物质损坏的危险。
注意	这警告操作过程中可能导致故障的危险或可观的材料损坏。如果不遵守说明，也可能造成环境损害。

### 使用的标识

		
危险位置的一般警告	悬移警告	注意

## 2 安全

### 預期用途

該設備被設計為应用于PA系統。僅按照本用戶手冊中的說明使用設備。在其他操作條件下的任何操作被認為是不適當的，並可能導致人身傷害或財產損失。由於使用不當而造成的損失製造商不承擔任何責任。此設備祇能由具有足夠的專業技能，感官和智力能力並具有相應知識和經驗的人員使用。其他人員祇有在受到負責其安全的人員的監督或指導的情況下才可以使用此設備

### 安全須知

---



危險

#### 可能對兒童造成危害

確保塑料袋，包裝等妥善處理，不在嬰幼兒接觸範圍內，有窒息的危險！

- 確保兒童不會從產品上分離任何小部件（例如旋鈕等）。他們可能吞下這些碎片並噎死！
- 絕對不要讓兒童單獨與電子設備一起。



小心

#### 可能有聽力危害

該設備可能產生導致暫時性或永久性聽力受損的音量級別。在很長一段時間內，即使看似不特別的水平可能會導致聽力受損。

- 如果您經歷耳鳴或聽力障礙，請立即降低音量。如果這不可行，請保持更遠的距離或使用足夠的護耳器。



注意

#### 操作條件

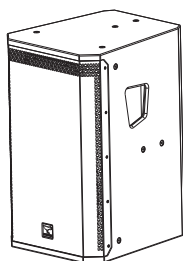
本裝置僅供室內使用。

- 為了防止損壞，不要將設備暴露在任何液體或濕氣中。避免陽光直射，污垢和強烈的震動。

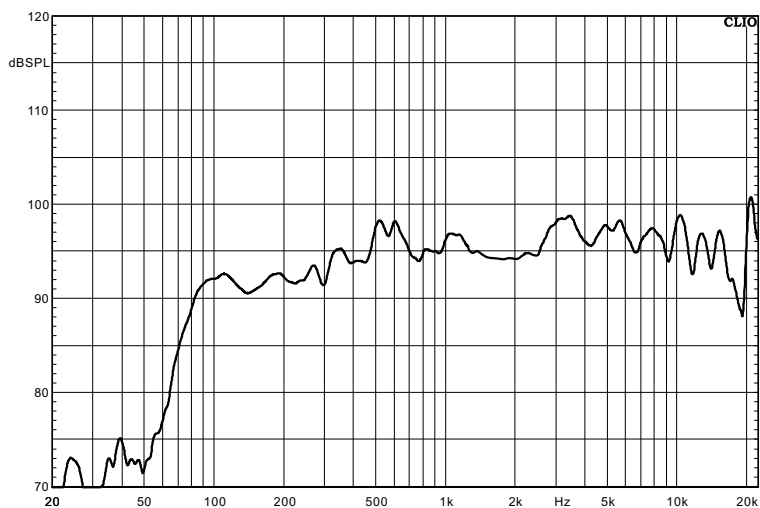
### 3 特性

這款無源2音路全頻揚聲器的特點：

採用電腦模擬設計，二分頻倒相式全頻音箱。



頻響曲綫



## 4 安裝

打開設備包裝并在使用本設備前仔細檢查是否存在運輸損壞。保存設備包裝。爲了在運輸或存儲過程中充分保護產品免受振動，灰塵和濕氣的影響，請使用原包裝或您自己的適用於運輸或儲存的包裝材料。在設備關閉時搭建所有連接。使用盡量短的高質量綫材連接。



警告

### 墜落物造成傷害的風險

確保安裝符合標準和規則適用於您的國家。請使用安全裝置來保護設備，例如安全繩或安全鏈。



注意

### 可能被磁場破壞

揚聲器產生靜態磁場

→ 因此與可能受負面影響的設備保持適當距離，避免受外部磁場影響或損壞。



注意

### 支架的使用

→ 將設備安裝到支架上時，請確保支架處於安全穩定的位置，並且設備的重量不會超過支架的最大允許負載能力。

我們建議您以某種方式設置本產品，使其聲音信號能夠暢通無阻地傳達給觀眾。將本產品安裝在三腳架上通常會很有幫助。因此，聲音將在整個觀眾區域均勻分布，并具有最大傳播範圍。

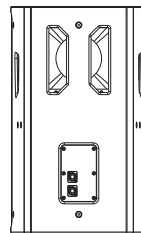
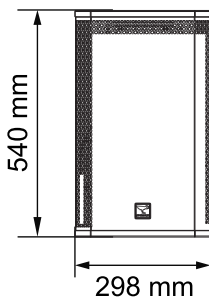
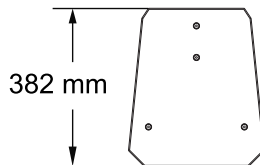
使用高質量的電纜連接設備。否則不會達到最大的聲音質量。

爲獲得最佳效果，本產品的阻抗和額定功率必須符合功放輸入信號的要求。考慮本產品的技術規格。連接的音箱總阻抗不得低於功放的最小輸出阻抗。功放最大RMS輸出功率應該比所連接音箱的功率處理能力高出50%。

如果在操作過程中發現聲音重放時有失真，放大器或本產品過載，這可能會永久損壞功放或本產品，一旦發現聲音重放時有失真，請減小音量。

## 5 技術規格說明

單元	10" 低音揚聲器 44芯壓縮驅動器
功率	300 W (RMS)
靈敏度	94dB
阻抗	8 Ω
最大聲壓級	115 dB (1m) 121 dB (peak)
頻率響應	65Hz -20kHz(-3dB)
指向性	水平130° ×垂直120°
尺寸(W×H×D)	298mm×540mm×382mm
重量	18.8kg





## 6 插頭和連接分配

### 介紹

本章將幫助您選擇合適的電纜和插頭，以確保完美的聲音體驗，連接貴重設備。

請遵循以下提示，因為在處理聲光時需特別小心：即使插頭插入插座，錯誤的連接也可能導致功放損壞，短路或傳輸質量差！

### NI4連接

1, +	Signal 1 (phasenrichtig)
1, -	Signal 1 (phasenverkehrt)
2, +	NC
2, -	NC

## 7 環境保護

### 包裝



對於包裝，選擇了可用于正常回收的環保材料。確保塑料袋，包裝等妥善處理。

不要僅僅將這些材料與日常生活垃圾一起處理，但要確保將它們被收集回收。請遵循包裝上的注意事項和標記。

### 舊設備處置



本產品受當前有效版本的歐洲廢棄電子電氣設備指令（WEEE）約束。不要當做日常生活垃圾處理。

通過認可的廢物處理公司或通過當地的廢物處理設施處置此設備。丟棄設備時，請遵守貴國適用的規則和規定。如有疑問，請諮詢當地的廢物處理設施。



***SYRINCS***